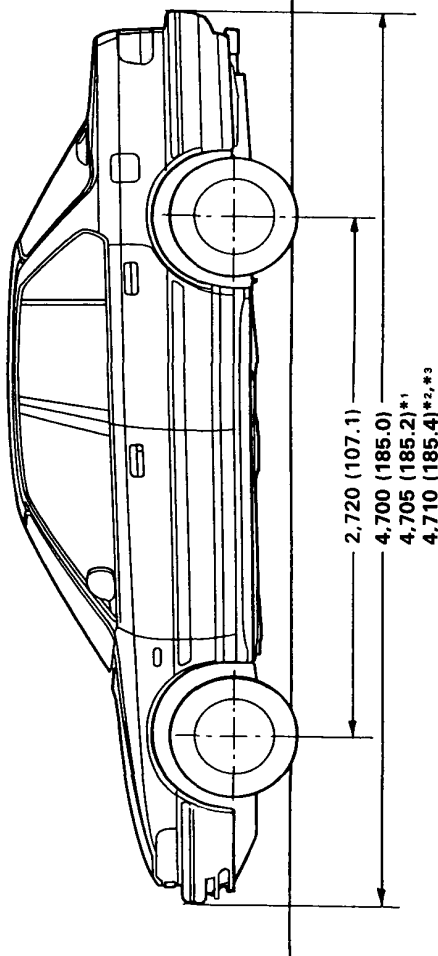
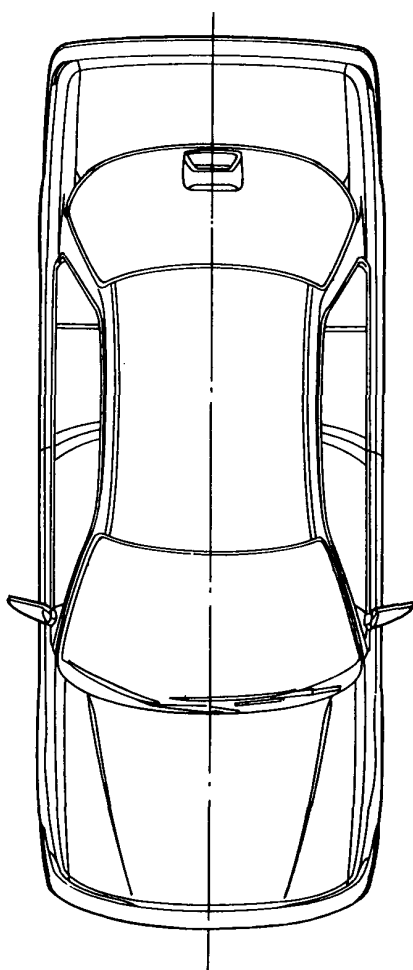
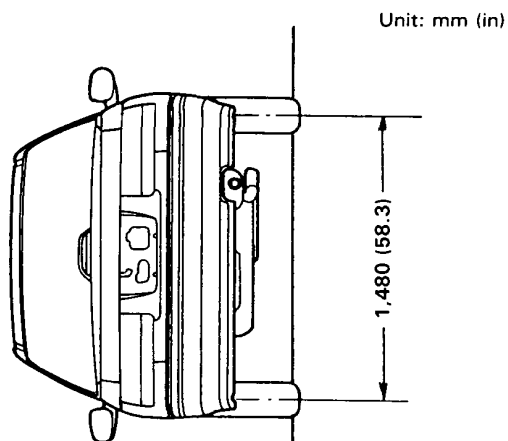
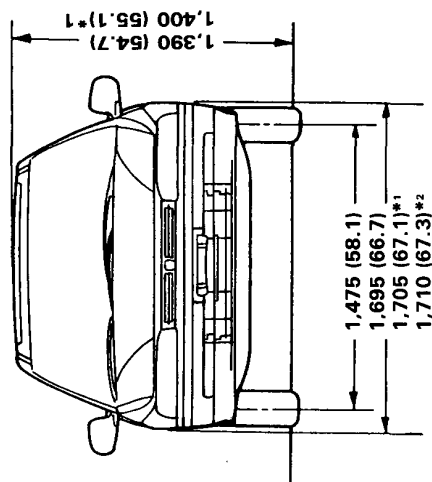


Design Specifications (5D)

	ITEMS		METRIC	ENGLISH	NOTES
AIR CONDITIONER	Cooling capacity		4,650 kcal/h	18,451 BTU/h	
	-Condition: Compressor speed		1,900 min ⁻¹ (rpm)		
	Outside air temperature		27°C	81°F	
	Outside air humidity		50 %		
	Condenser air temperature		35°C	95°F	
	Condenser air velocity		4.5 m/sec.	14.8 ft/sec.	
	Blower capacity		440 m ³	15,542 cu.ft/h	
	Compressor Type		Swash-plate		
	No. of cylinders		10		
	Capacity		178 cm ³ /rev.	10.9 cu-in/rev.	
	Maximum speed		8,800 min ⁻¹ (rpm)		
	Lubricant capacity		90–120 ml	3.0–4.0 US oz. 3.2–4.2 Imp oz.	
	Condenser		Corrugated fin type		
	Evaporator		Corrugated fin type		
	Blower Type		Sirocco fan		
	Motor input		210 W (12 V)		
	Speed control		5-speed		
	Maximum capacity		500 m ³ /h	17,662 cu.ft/h	
	Temperature control		Air-mix type		
	Clutch Type		Dry single-plate		
	Power consumption		40W (12V) maximum		
	Refrigerant Type		R-12		
	Quantity		800–850 g	1.8–1.9	
STEERING SYSTEM	Type		Rack and pinion		
	Overall ratio		16.1 : 1		
	Turns, lock-to-lock		3.13		
	Steering wheel diameter		380 mm	15.0 in	
	Power steering fluid capacity		1.8 l	1.9 US qt. 1.6 Imp qt.	
	Power steering fluid		Genuine Power Steering Fluid P/N: 08208–99961		
SUSPENSION	Type	Front	Independent double wishbone, coil spring		
		Rear	Independent double wishbone, coil spring		
	Shock absorber	Front and rear	Telescopic, hydraulic nitrogen gas-filled		
WHEEL ALIGNMENT	Total toe	Front	0 mm	0 in	
		Rear	IN 2.0 mm	0.08 in	
	Camber	Front	0°00'		
		Rear	–0°30'		
	Caster	Front	3°00'		
BRAKE SYSTEM	Type	Front	Ventilated disc		
		Rear	Solid disk		
	Pad and lining swept area (total)	Front	370 cm ²	64 sq-in	
		Rear	274 cm ²	42 sq-in	
TIRES	Size/Pressure		See the tyre label attached to the driver's side rear door jamb.		
ELECTRICAL	Fuses In the fuse box		7.5A, 10A, 15A, 20A, 30A		
	In the relay box		7.5A, 10A, 15A, 20A, 30A, 50A, 80A		
	Headlights	Outside	12V–55W		
		Inside	12V–55/60W*		
	Turn signal lights	Front	12V–21W		
		Rear	12V–21W		
		Side	12V–5W		
	Position lights		12V–5W		
	License plate light		12V–5W		
	Buck-up lights		12V–21W		
	Stop/Taillight		12V–21/5W		
	Rear fog lamp		12V–21W		
	Interior lights		12V–8W		
	Door courtesy lights		12V–3.4W		
	Luggage area light		12V–5W		
	High mount brake light		12V–45CP		
	Gauge lights		12V–3.4/1.4W		
	Indicator lights		12V–0.84/0.91/1.12/1.4W		
	Warning lights		12V–1.4/3.4W		
	Glove box light		12V–3.4W		
	Illumination and pilot lights		12V–1.4/1.2W LED: 0.91W, 0.84W		
	Heater illumination lights		12V–1.2/1.4W		
					60W*: FRANCE only
					KQ only

Body Specifications

4-door

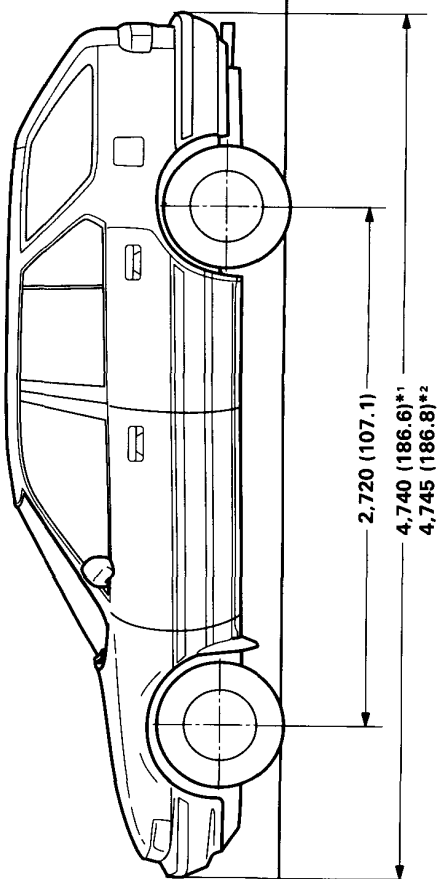
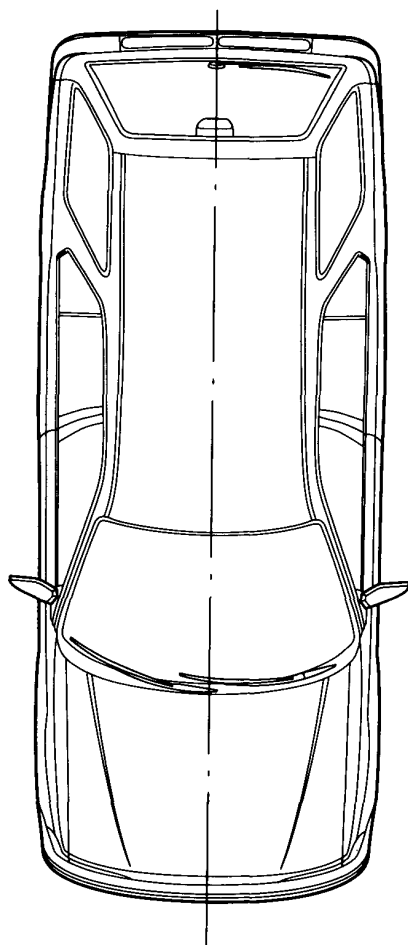
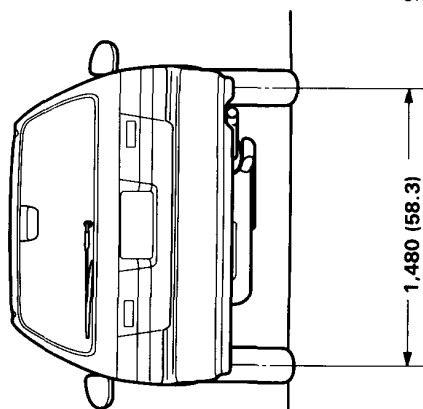
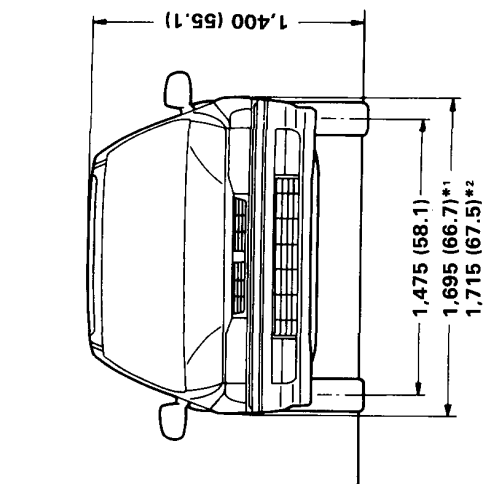


*1: KY model *2: Australian model *3: Finish model

Body Specifications

5-door

Unit: mm (in)



*1: European model *2: Australian model